



AFRICA OIL CORP.

FOURTH QUARTER 2022 RESULTS PRESENTATION

28 February 2023

VENUS DISCOVERY - TRANSFORMATIONAL UPSIDE

- Largest global discovery in 2022¹
- Potential to become a top 10 offshore oil discovery²
- Venus-1X well exceeded pre-drill expectations
 - Light, sweet oil discovery with associated gas
 - 84m net oil pay
- Africa Oil is the only publicly listed Independent E&P with an interest

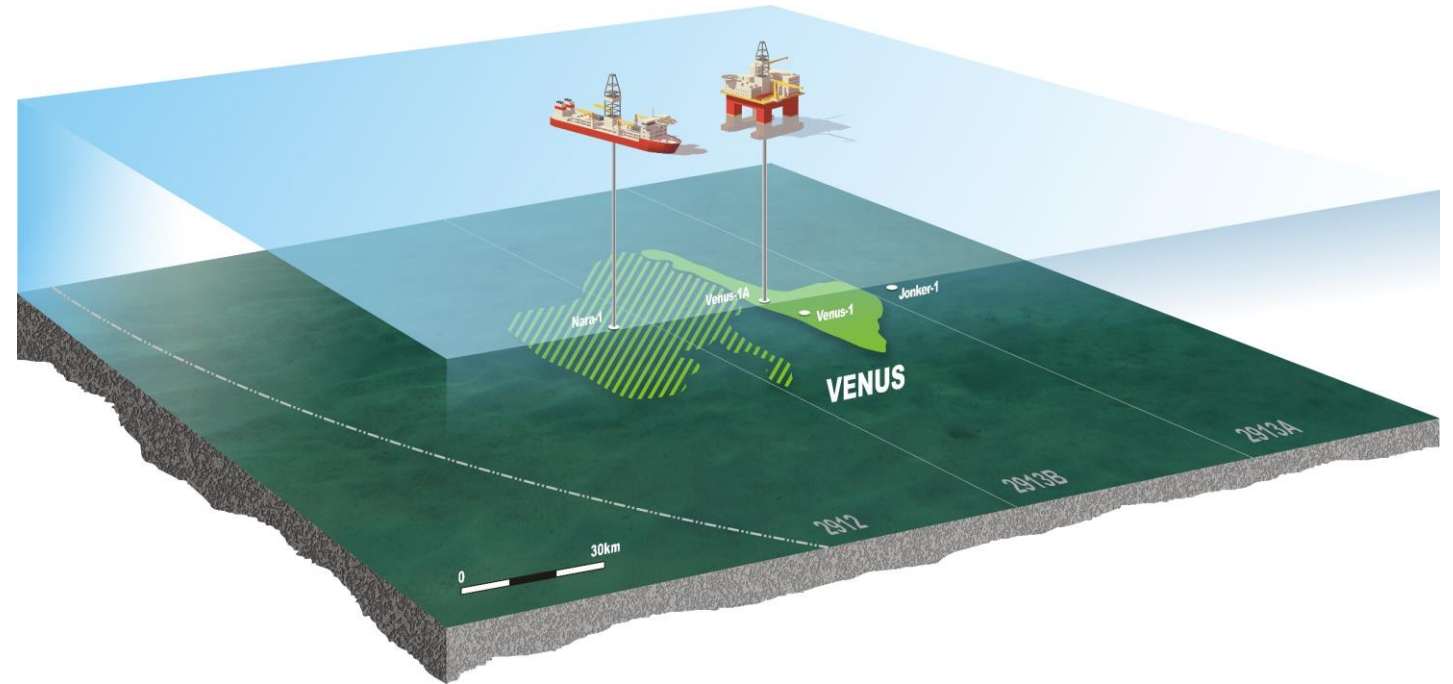
1. According to Wood Mackenzie report of January 2023

2. Please refer to Reader Advisory Section for the details.



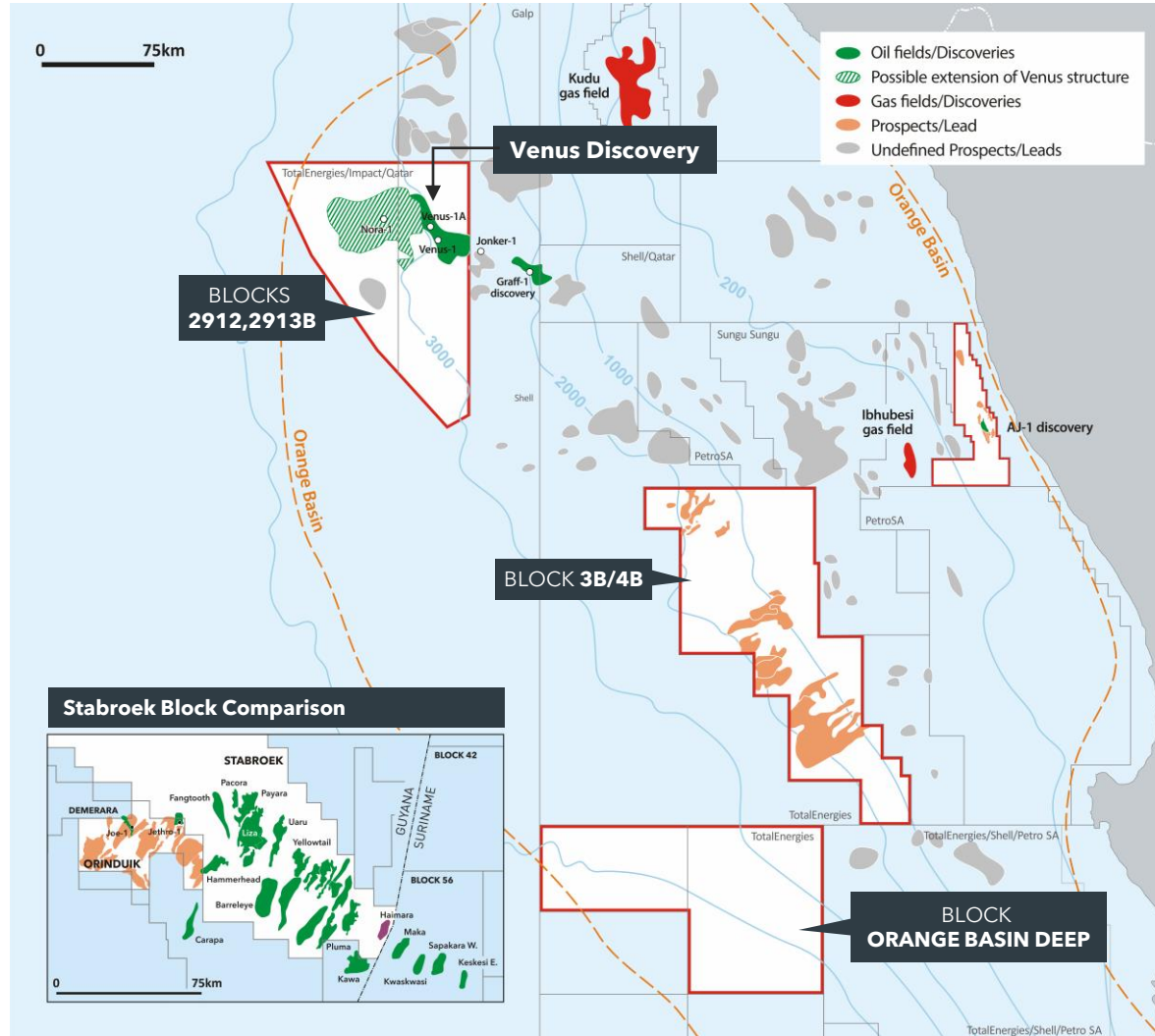
NEAR TERM HIGH IMPACT CATALYSTS

- Multi-billion barrel potential
- TotalEnergies' mooted "Golden Block"
- 2023 campaign could underpin a fast-tracked phase one development
- Nara-1 well to test westerly extension of Venus



Rig	Q1	Q2	Q3	Q4
Tungsten Explorer	Venus 1 appraisal	Nara -1X + DST	Nara -1X + DST	Nara-1A appraisal + DST
Deepsea Mira		Venus-1A DST	Venus-1 DST	

SIGNIFICANT ORANGE BASIN UPSIDE



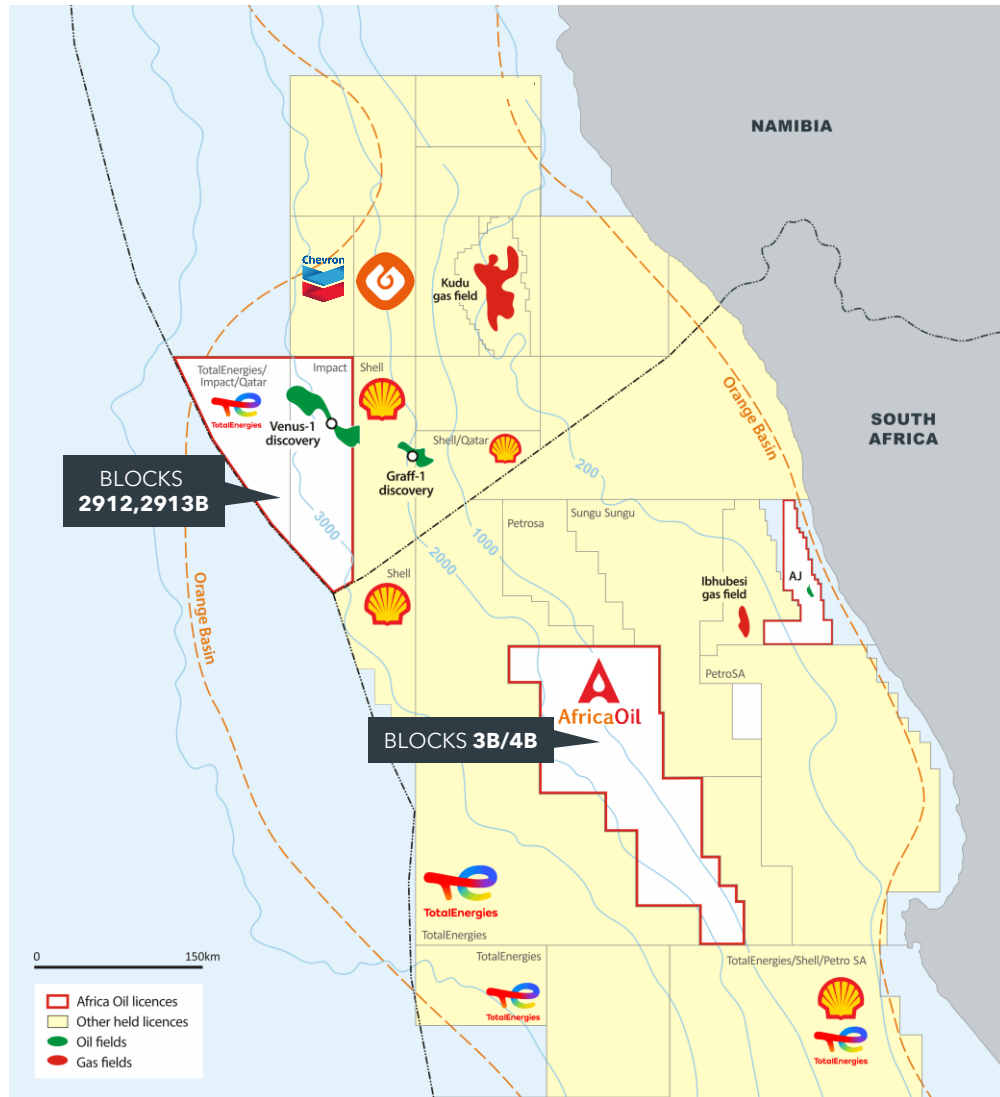
Block 3B/4B

- On trend with Venus and Graff oil discoveries
- Progressing plans to conduct a two-well drilling campaign
- Partners working together to collectively farmout up to 55% gross W.I.
- Africa Oil has 20% operated interest plus indirect 3.9% interest through Eco Atlantic

Orange Basin Deep

- Technical evaluation is underway to assess the prospectivity of apron fans
- Indirect 6.9% interest through Impact shareholding, operated by TotalEnergies

BLOCK 3B/4B SUBSTANTIAL ACREAGE IN THE ORANGE BASIN



Advancing the Farmout Process

- Existing partners fully aligned in attracting a strategic partner

Extensive 3D Coverage

- Most of the block is covered by 3D seismic
- Advancing work to mature and select target selection for a possible drilling in 12-18 months time
- Analogue targets to Venus and Graff identified

Strong Industry Interest in the Orange Basin

- Recent entry by Chevron to Block 2813B (PEL90) to the north of Venus
- Venus appraisal drilling and current drilling by Shell on Block 2913A could strengthen the interest and the case for Block 3B/4B
- Advancing work to mature and select target selection for a possible drilling in 12-18 months time

INFRASTRUCTURE-LED EXPLORATION IN EG

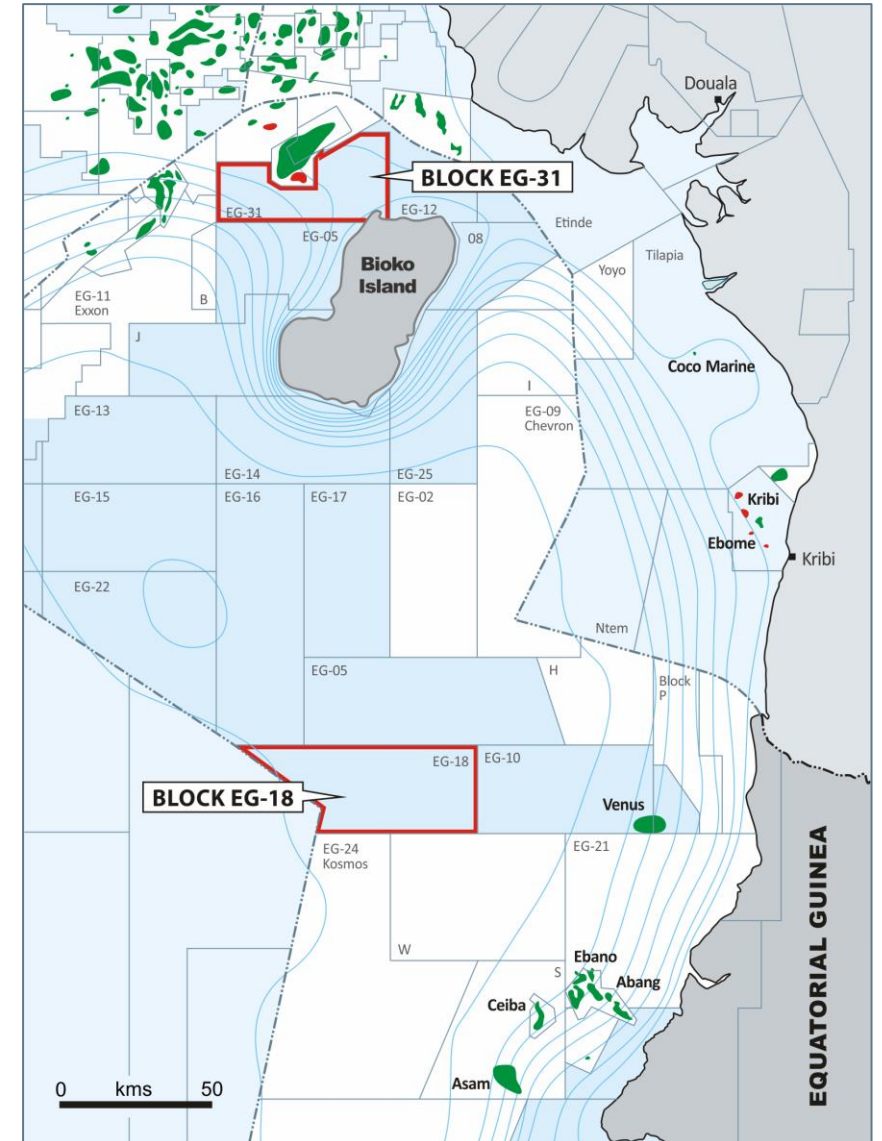
Block EG-31*

- The Company has identified several gas-prone prospects in shallow water depths of less than 80 meters
- Close to existing infrastructure, including the offshore Alba gas field and the onshore Punta Europa Liquefied Natural Gas (“LNG”) Terminal.
- Potential future discoveries could present low-risk gas development opportunities targeting international LNG markets.

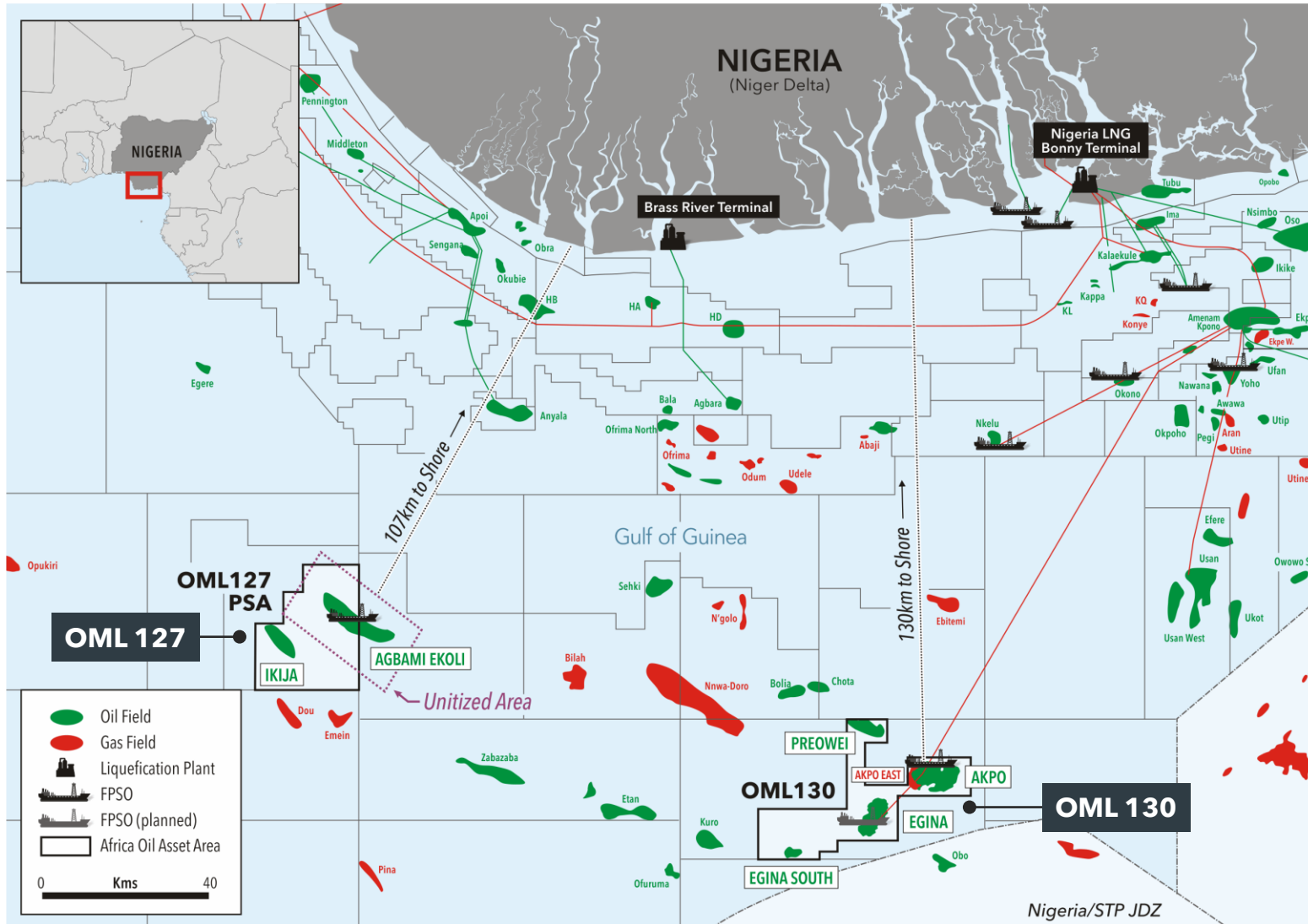
Block EG-18*

- The Company has identified a potentially large and highly prospective basin floor fan prospect of Cretaceous age
- Similar to those within the Company’s exploration portfolio in Namibia and South Africa.

* Subject to Government ratification



ADVANTAGED BARRELS OFFSHORE NIGERIA



Top oil fields
In Nigeria



Operators
Highly experienced



World-class
production facility hubs



62% of
2P reserves¹ base is
Proven category (P90)



Low risk & high IRR
development projects



Infill drilling
and satellite tiebacks



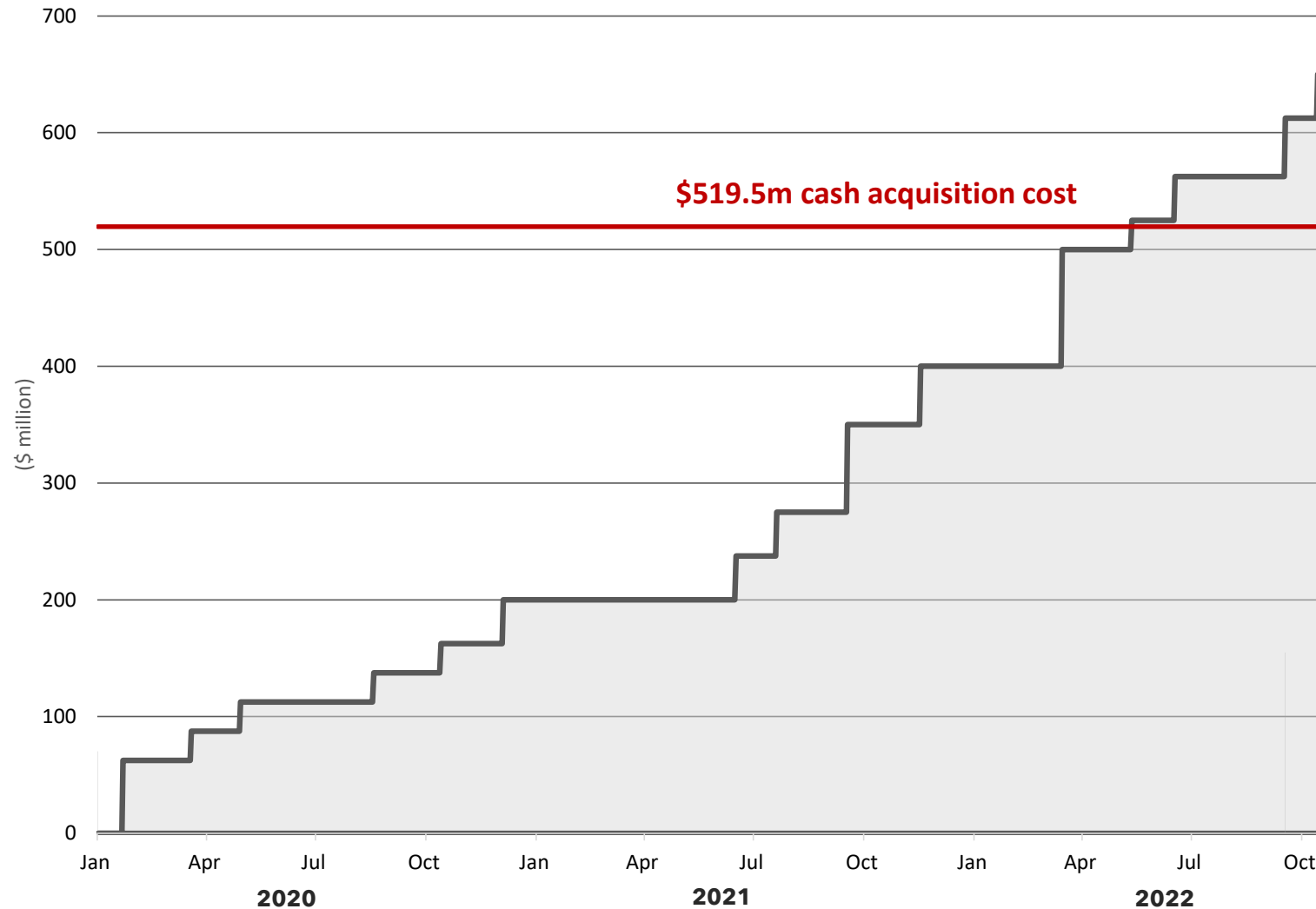
3-Year Average 1P
RRR¹ of 72%



Low lifting
Costs
(FY'2022: \$8.3/boe)

1. Based on RISC's NI 51-101 report for YE'2022.

PRIME INVESTMENT REPAID IN UNDER 3 YEARS



\$650m

Received since the acquisition in January 2020



\$96m

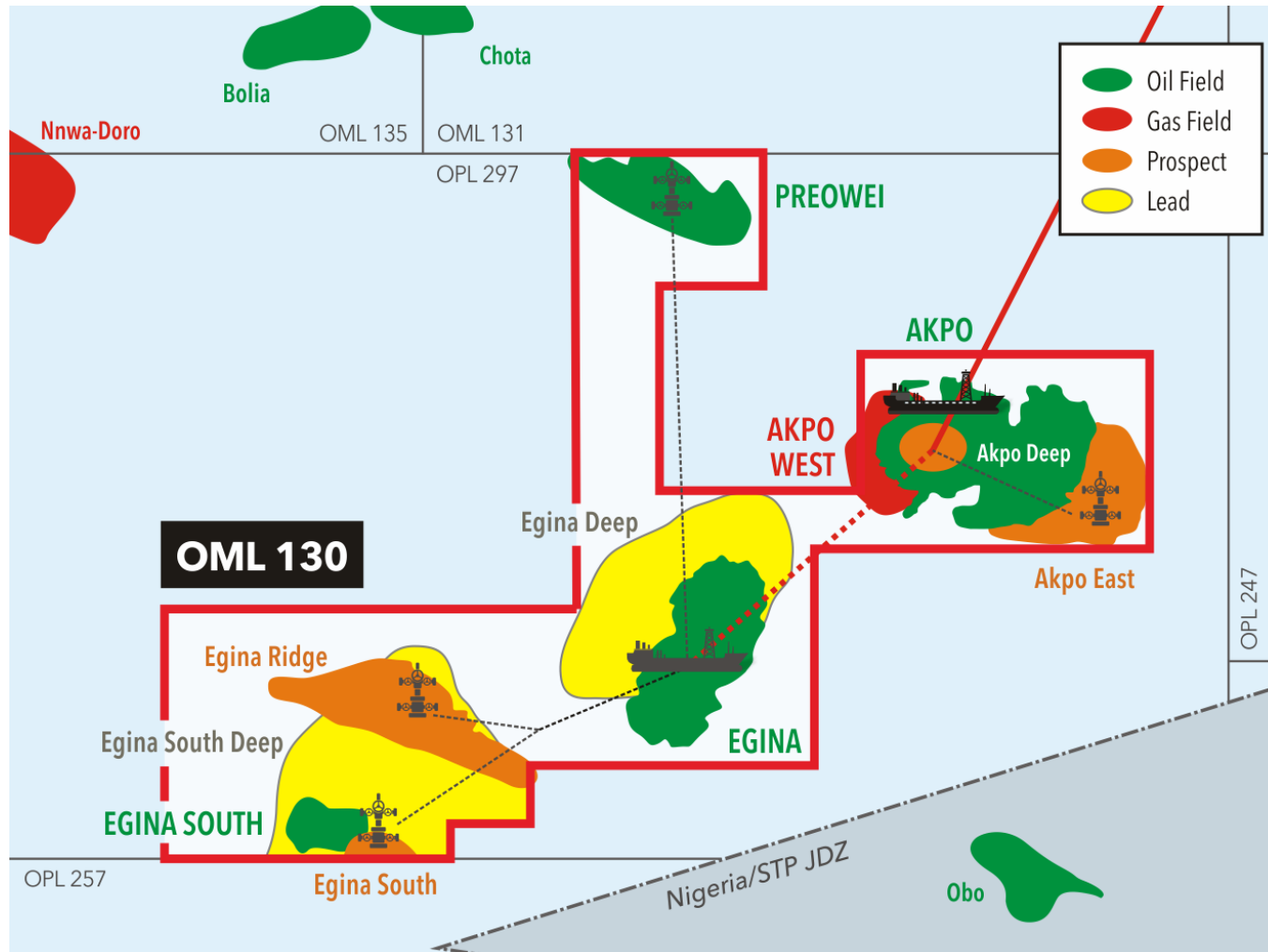
approximate increase in Prime's cash balance net to Africa Oil since the acquisition¹



\$515m

approximate reduction in Prime's debt net to Africa Oil since the acquisition¹

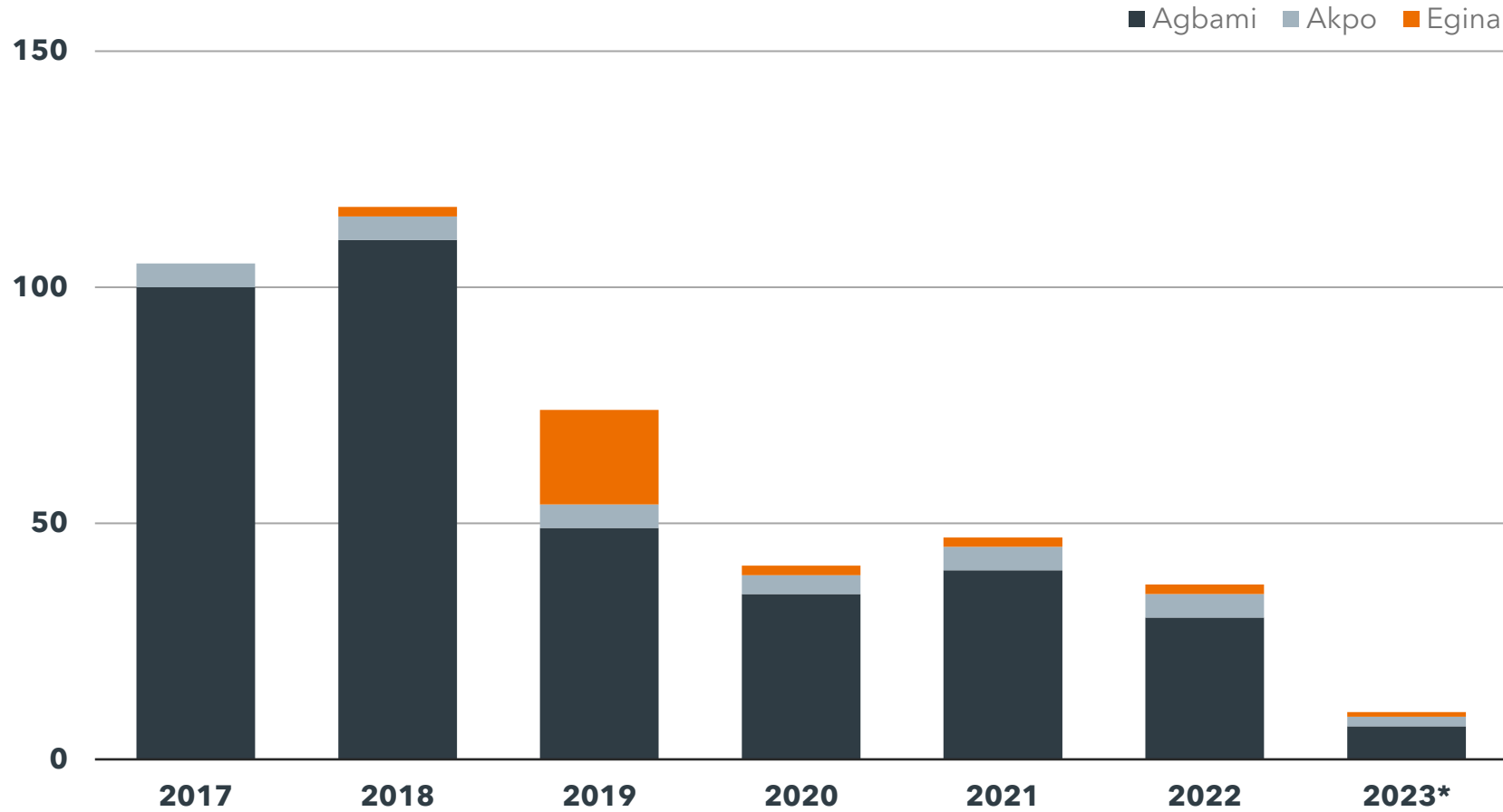
OML 130 MULTI-WELL DRILLING CAMPAIGN



- First infill well commenced drilling on Egina in late February 2023
- New 4D monitoring survey planned for 2023 to help underpin future drilling
- Engineering work continuing on Preoweï development project

SUBSTANTIAL REDUCTION IN FLARING

Gas Flare Volume Trend (mmscf/d)



* Average flare volume up to 21 January 2023

- Gas flaring reduced from 44 in 2021 to 34 mmscf/d in 2022.
- Flare YTD 28 January is 14 mmscf /d, stable performance.

2022 HIGHLIGHTS

ROBUST FINANCIAL RESULTS & BALANCE SHEETS (Q4'22)

- Debt free and cash balance of \$199.7m
- Consolidated AOC and Prime (net 50%) net debt of \$25.6m
- Prime's LTM Net Debt/EBITDAX¹ of 0.4x

PRIME DIVIDENDS STRONG FLOW

- Received \$250.0m in dividends from Prime
- \$650.0m since the acquisition in Jan'20 vs. \$519.5m closing cash payment



SHAREHOLDER RETURNS

- Full-year 2022 returns of \$63.3m
- \$39.5m through share repurchases
- Distributed \$23.8m in dividends

SIGNIFICANT EXPLORATION SUCCESS

- Venus light oil discovery exceeds pre-drill expectations
- New petroleum province with substantial upside potential for the Company

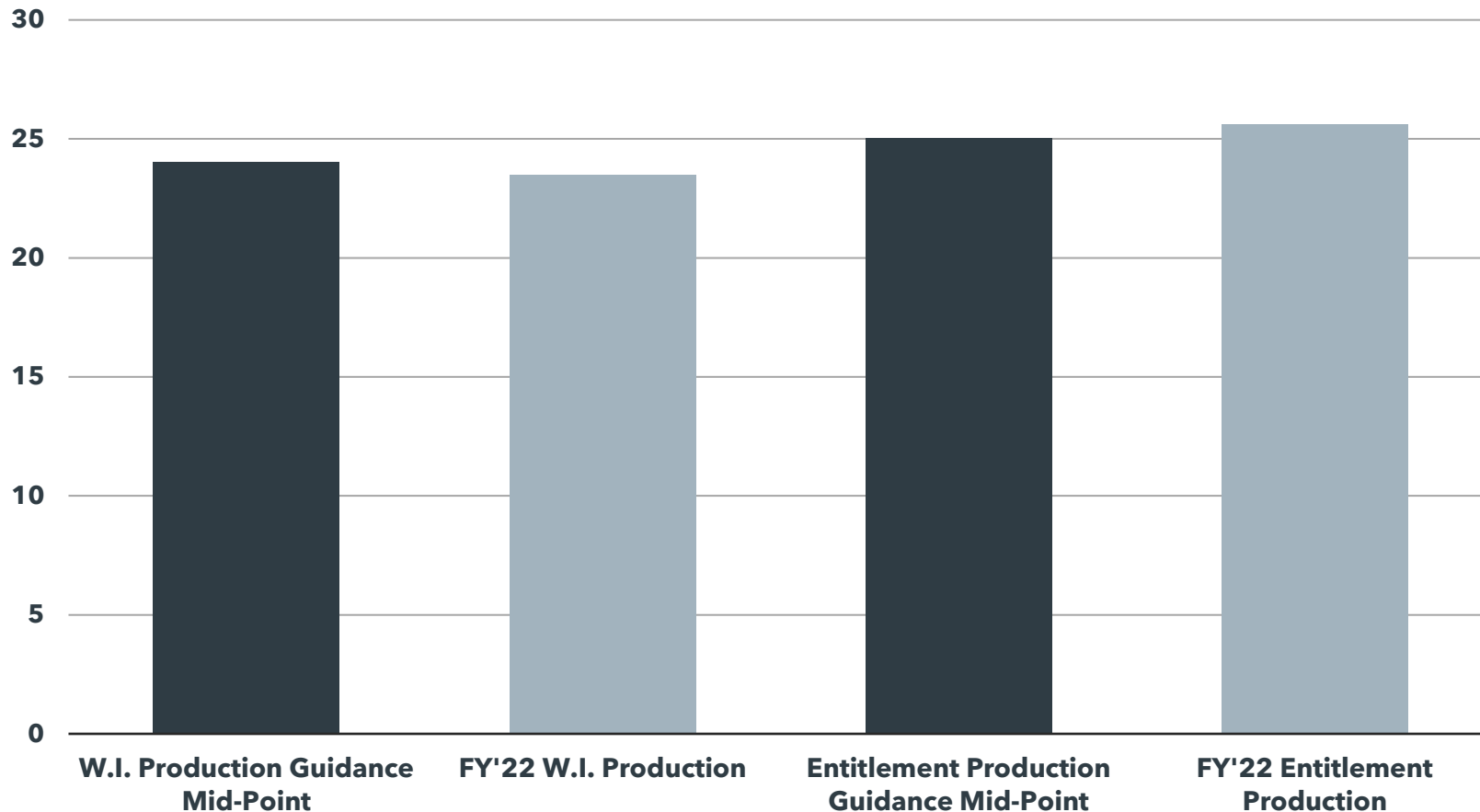
Notes:

¹ EBITDAX is not a generally accepted IFRS term. Refer to Reader Advisory Section of this document for important information on non-IFRS measures.

PRODUCTION PERFORMANCE



Full-Year 2022 Daily Average Close to Mid-Level of 2022 Management Guidance Range



- Delayed OML 130 drilling campaign
- Planned Agbami shut-down for maintenance during December 2022

OIL SALES



New Oil Marketing Strategy Strengthened
Sales Price Margins in H2'22



Q4'22 average sales price
\$96/bbl
(Q4'22 Dated Brent: \$88/bbl)

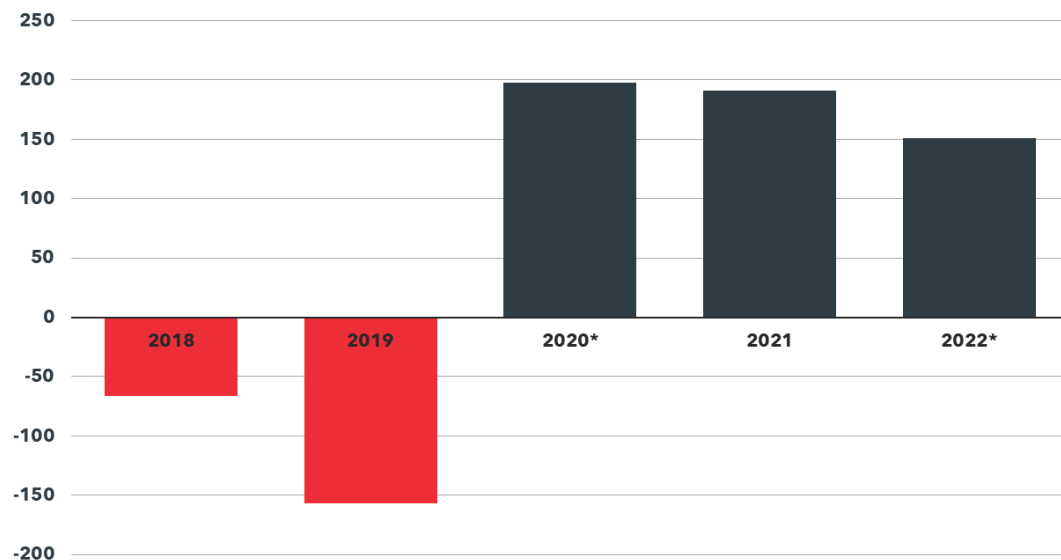
YE'2022 cash
balance of
\$199.7m
(YE'2021: \$58.9m)

FY'2022 share of profit
from investment in JV
\$146.6m
(FY'2021: \$224.4m)

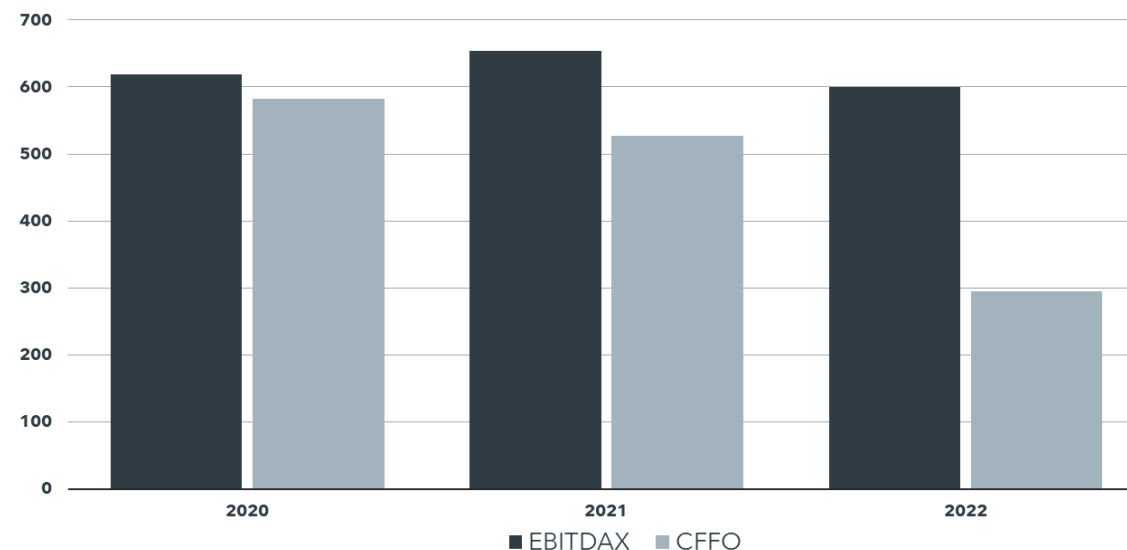
FINANCIAL HIGHLIGHTS



AOC's Net Income (\$ million)



Prime's EBITDAX¹ and CFFO (\$ million, net to AOC's 50% Shareholding)



AOC's YE'22 cash balance
\$199.7m
 (YE'2021: \$58.9m)

AOC's Adj. FY'22 net income
\$151.5m
 (FY'21: \$190.7m)

Prime's FY'22 EBITDAX¹
\$600.5m
 (FY'21: \$654.5m)

FY'22 CFFO
\$294.8m
 (FY'21: \$526.7m)

POTENTIAL HIGH IMPACT CATALYSTS IN 2023



Venus appraisal drilling and testing program



Nara-1 (formerly West Venus) well to test westerly extension of Venus



Potential acquisition of strategic producing assets



OML 130 renewal



Refinancing of Prime's RBL and PXF facilities



Potential farmout of Block 3B/4B

READER ADVISORY

Accounting for Africa Oil's (Africa Oil, AOC or the Company) Interest in Prime

The 50% shareholding in Prime is accounted for using the equity method and presented as an investment in joint venture in the Consolidated Balance Sheet. Africa Oil's 50% share of Prime's net profit or loss will be shown in the Consolidated Statements of Net Income/Loss and Comprehensive Income/Loss. Any dividends received by Africa Oil from Prime are recorded as Cash flow from Investing Activities.

Non-IFRS Measures

References are made to "Earnings Before Interest, Tax, Depreciation, Amortization and Exploration Expenses ("EBITDAX"), free cash flow to firm ("FCFF") and free cash flow to equity ("FCFE"). These are not a generally accepted accounting measures under International Financial Reporting Standards (IFRS) and does not have any standardized meaning prescribed by IFRS and, therefore, may not be comparable with definitions of EBITDAX, and FCFE that may be used by other public companies. Non-IFRS measures should not be considered in isolation or as a substitute for measures prepared in accordance with IFRS. Management believes that non-IFRS measures are useful supplemental measures that may assist shareholders and investors in assessing the cash generated by and the financial performance and position of the Company. Management also uses non-IFRS measures internally in order to facilitate operating performance comparisons from period to period, prepare annual operating budgets and assess the Company's ability to meet its future capital expenditure and working capital requirements. EBITDAX and FCFE presented in this document represent Prime's metrics net to Africa Oil's 50% shareholding in Prime:

- FCFF - calculated as operating cash flow less capital expenditures less general, administration and depreciation expenses before depreciation. FCFF represents the amount of cash that is generated and is available for interest payments and repaying debt.
- FCFE - calculated as FCFF less interest costs and debt principal repayments and represents the amount of cash that is available for distribution to shareholders.
- "EBITDAX" is calculated as net result before financial items, taxes, depletion of oil and gas properties, exploration costs, impairment costs and depreciation and adjusted for non-recurring profit/loss on sale of assets and other income.

Oil and Gas Information

The reserves estimates presented have been evaluated by RISC in accordance with NI 51-101 and the COGE Handbook, are effective December 31, 2022. The reserves presented herein have been categorized accordance with the reserves and resource definitions as set out in the COGE Handbook. The estimates of reserves in this press release may not reflect the same confidence level as estimates of reserves for all properties, due to the effects of aggregation. The production forecast are based on the RISC report prepared for the Company dated February 2023, effective as of December 31, 2022.

Aggregate oil equivalent production data are comprised of light and medium crude oil and conventional natural gas. These production rates only include sold gas volumes and not those volumes used for fuel, reinjected or flared. Net entitlement production is calculated using the economic interest methodology and includes cost recovery oil, tax oil and profit oil and is different from working interest production that is calculated based on project volumes multiplied by Prime's effective working interest in each license.

The terms BOE (barrel of oil equivalent) is used throughout this press release. Such terms may be misleading, particularly if used in isolation. Production data are based on a conversion ratio of six thousand cubic feet per barrel (6 Mcf: 1 bbl). This conversion ratio is based on an energy equivalency conversion method primarily applicable at the burner tip and does not represent a value equivalency at the wellhead. Given that the value ratio based on the current price of crude oil as compared to natural gas is significantly different from the energy equivalency of 6:1, utilizing a conversion on a 6:1 basis may be misleading as an indication of value.

Slides 1

1. According to Wood Mackenzie report of January 2023
2. Based on a screening study using Rystad database, current top 10 oil fields in water depths of more than 25m include: Qatif, Zuluf, Marjan, Tupi, Buzios, Cantarrel, Ku-Maloob-Zaap, Azeri and Khafji

All dollar amounts are in United States dollars unless otherwise indicated.

FORWARD-LOOKING STATEMENTS

This document has been prepared and issued by and is the sole responsibility of Africa Oil Corp. (the "Company") and its subsidiaries. It comprises the written materials for a presentation to investors and/or industry professionals concerning the Company's business activities. By attending this presentation and/or reviewing a copy of this document, you agree to be bound by the following conditions and will be taken to have represented, warranted and undertaken that you have agreed to the following conditions.

This presentation may not be copied, published, distributed or transmitted. It is not an offer or invitation to subscribe for or purchase any securities and nothing contained herein shall form the basis of any contract or commitment whatsoever. This presentation does not constitute or form part of any offer or invitation to whatsoever, sell or issue, or any solicitation of any offer to purchase or subscribe for, any shares in the Company in any jurisdiction nor shall it or any part of it nor the fact of its distribution form the basis of, or be relied on in connection with, any contract commitment or investment decision in relation thereto nor does it constitute a recommendation regarding the securities of the Company. The information contained in this presentation may not be used for any other purposes.

All statements other than statements of historical fact may be forward-looking statements. Statements concerning proven and probable reserves and resource estimates may also be deemed to constitute forward-looking statements and reflect conclusions that are based on certain assumptions that the reserves and resources can be economically exploited. Any statements that express or involve discussions with respect to predictions, expectations, beliefs, plans, projections, objectives, assumptions or future events or performance (often, but not always, using words or phrases such as "seek", "anticipate", "plan", "continue", "estimate", "expect", "may", "will", "project", "predict", "potential", "targeting", "intend", "could", "might", "should", "believe" and similar expressions) are not statements of historical fact and may be "forward-looking statements". Forward-looking statements involve known and unknown risks, uncertainties and other factors that may cause actual results or events to differ materially from those anticipated in such forward-looking statements. The Company believes that the expectations reflected in those forward-looking statements are reasonable, but no assurance can be given that these expectations will prove to be correct and such forward-looking statements should not be unduly relied upon. The Company does not intend, and does not assume any obligation, to update these forward-looking statements, except as required by applicable laws. These forward-looking statements involve risks and uncertainties relating to, among other things, changes in oil prices, results of exploration and development activities, uninsured risks, regulatory changes, defects in title, availability of materials and equipment, timeliness of government or other regulatory approvals, actual performance of facilities, availability of financing on reasonable terms, availability of third party service providers, equipment and processes relative to specifications and expectations and unanticipated environmental impacts on operations.

Actual results may differ materially from those expressed or implied by such forward-looking statements. This update contains certain forward looking information that reflect the current views and/or expectations of management of the Company with respect to its performance, business and future events including statements with respect to financings and the Company's plans for growth and expansion. Such information is subject to a number of risks, uncertainties and assumptions, which may cause actual results to be materially different from those expressed or implied including the risk that the Company is unable to obtain required financing and risks and uncertainties inherent in oil exploration and development activities. Readers are cautioned that the assumptions used in the preparation of such information, such as market prices for oil and gas and chemical products, the Company's ability to explore, develop, produce and transport crude oil and natural gas to markets and the results of exploration and development drilling and related activities, although considered reasonable at the time of preparation, may prove to be imprecise and, as such, undue reliance should not be placed on forward-looking information. The Company assumes no future obligation to update these forward looking information except as required by applicable securities laws.

Certain data in this presentation was obtained from various external data sources, and the Company has not verified such data with independent sources. Accordingly, no representation or warranty, express or implied, is made and no reliance should be placed, on the fairness, accuracy, correctness, completeness or reliability of that data, and such data involves risks and uncertainties and is subject to change based on various factors.

No reliance may be placed for any purposes whatsoever on the information contained in this presentation or on its completeness. The Company and its members, directors, officers and employees are under no obligation to update or keep current information contained in this presentation, to correct any inaccuracies which may become apparent, or to publicly announce the result of any revision to the statements made herein except where they would be required to do so under applicable law, and any opinions expressed in them are subject to change without notice, whether as a result of new information or future events. No representation or warranty, express or implied, is given by the Company or any of its subsidiaries undertakings or affiliates or directors, officers or any other person as to the fairness, accuracy, correctness, completeness or reliability of the information or opinions contained in this presentation, nor have they independently verified such information, and any reliance you place thereon will be at your sole risk. Without prejudice to the foregoing, no liability whatsoever (in negligence or otherwise) for any loss howsoever arising, directly or indirectly, from any use of this presentation or its contents or otherwise arising in connection therewith is accepted by any such person in relation to such information.

AFRICA OIL CORP.

THANK YOU

For further information, please contact:

SHAHIN AMINI

IR and Commercial Manager

shahin.amini@africaoilcorp.com

+44 (0) 20 8017 1511